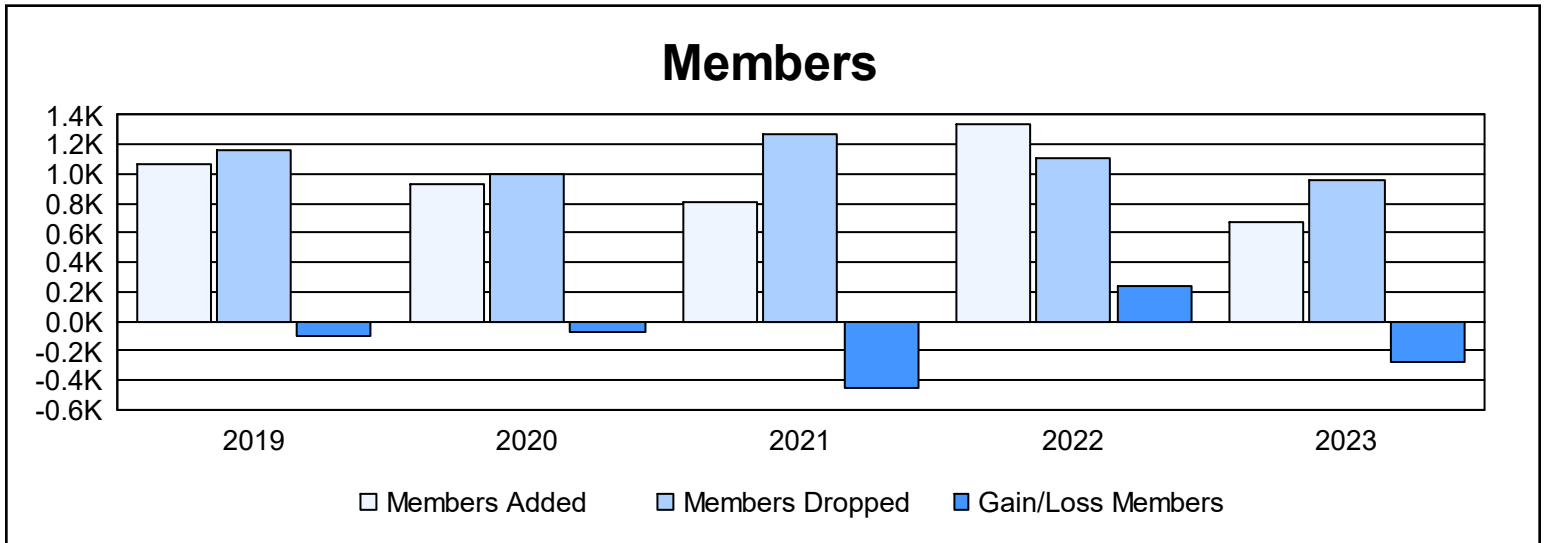
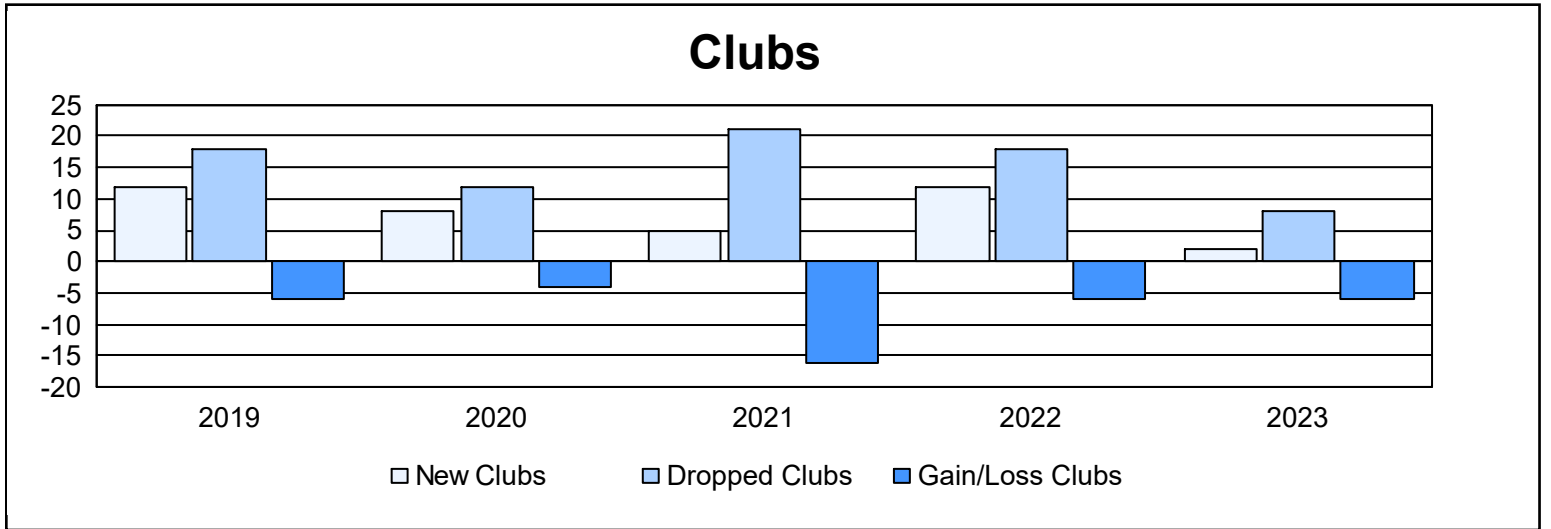
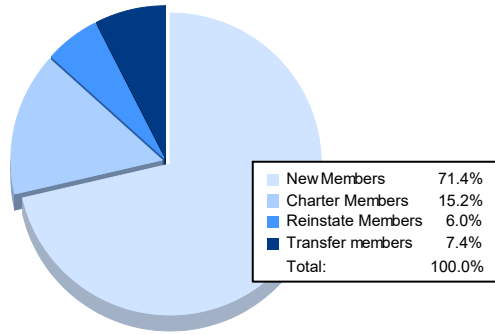


| Year | New Clubs | Dropped Clubs | Gain/ Loss Clubs | New Members | Charter Members | Reinstate Members | Transfer Members | Total Member Added | Total Members Dropped | Gain/ Loss Members |
|----------------|-----------|---------------|------------------|-------------|-----------------|-------------------|------------------|--------------------|-----------------------|--------------------|
| 2018-2019 | 12 | 18 | -6 | 625 | 343 | 31 | 62 | 1,061 | 1,160 | -99 |
| 2019-2020 | 8 | 12 | -4 | 557 | 280 | 57 | 32 | 926 | 994 | -68 |
| 2020-2021 | 5 | 21 | -16 | 488 | 183 | 87 | 47 | 805 | 1,264 | -459 |
| 2021-2022 | 12 | 18 | -6 | 842 | 364 | 40 | 91 | 1,337 | 1,101 | 236 |
| 2022-2023 | 2 | 8 | -6 | 485 | 103 | 41 | 50 | 679 | 952 | -273 |
| Average | 8 | 15 | -8 | 599 | 255 | 51 | 56 | 962 | 1,094 | -133 |



Membership Composition June 2023 Cumulative



Gender Composition June 2023 Cumulative

